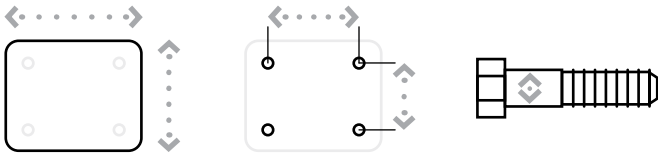


KINGPINLESS STYLE TWERGO® XTREME



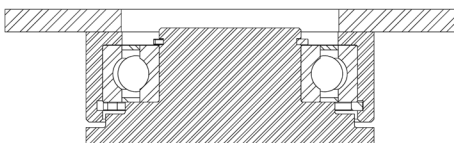
MAXIMUM CAPACITY

3,500 lbs.

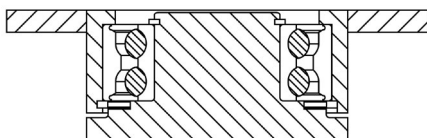


Top Plate Size	Bolt Hole Spacing	Bolt Diameter
57 Series Standard: 4.25" x 6.25"	2.438" x 4.938" Slotted to 3.375" x 5.25"	0.5"
77 Series Standard: 5" x 7.25"	3.375" x 5.25" Slotted to 4.125" x 6.125"	0.5"
Optional Top Plate 70: 5" x 7.25"	3.375" x 5.25" Slotted to 4.125" x 6.125"	0.5"

57 SERIES TOP PLATE



77 SERIES TOP PLATE



FEATURES

Swivel Section: Sealed dual row ball bearings.

57 Series Legs: 1/4 inch x 2 inch laser cut from mild steel, CNC formed and continuously welded on the inside and outside of the yoke base.

77 Series Legs: 3/8 inch x 2.75 inch laser cut from mild steel, CNC formed and continuously welded on the inside and outside of the yoke base.

Kingpin: Kingpinless style design.

Axle: 3/4 inch diameter, zinc plated, fine threads.

Lubrication: Sealed ball bearing is lubricated and requires zero maintenance.

Wheel Diameter: 6" to 12" diameter wheels are available with sealed precision ball bearings.

Finish: Clear zinc plating.

APPLICATIONS

Aerospace tooling, tire tread tray carts, automotive battery carts, etc.

BENEFITS

Safely move up to 3,500 pounds with one person. The TWERGO® wheel design allows for load to be spread out while reducing scrubbing while maneuvering.

OPTIONS

BRAKES

Face Contact: F
Poly Lock: P

SWIVEL LOCKS

Factory Installed: L
Demountable: DL

* For wheels with a diameter > 6"

^ Only available on roller bearing wheels.

KINGPINLESS STYLE TWERGO® XTREME

PRECISION BALL BEARING

Diameter	Width	Material	Capacity	OAH	Swivel Radius	Swivel Lead	Part Number	Weight
6	2.00	T/R Polyurethane	1,500	8.31	7.52	3.50	2-57TM-06202-93-1	15.75
6	2.00	T/R-95 Polyurethane	1,500	8.31	7.52	3.50	2-57TM-06202-94-1	15.75
6	2.00	ErgoTread	1,500	8.31	7.52	3.50	2-57TM-06202-44-1	15.75
6	3.00	T/R Polyurethane	3,280	8.50	8.46	3.50	2-77TM-06302-93-1	23.23
6	3.00	T/R-95 Polyurethane	3,500	8.50	8.46	3.50	2-77TM-06302-94-1	23.23
6	3.00	ErgoTread	3,120	8.50	8.46	3.50	2-77TM-06302-44-1	23.23
8	2.00	T/R Polyurethane	1,500	10.13	8.40	3.50	2-57TM-08202-93-1	18.97
8	2.00	T/R-95 Polyurethane	1,500	10.13	8.40	3.50	2-57TM-08202-94-1	18.97
8	2.00	ErgoTread	1,500	10.13	8.40	3.50	2-57TM-08202-44-1	18.97
8	3.00	T/R Polyurethane	3,500	10.50	9.25	3.50	2-77TM-08302-93-1	28.16
8	3.00	T/R-95 Polyurethane	3,500	10.50	9.25	3.50	2-77TM-08302-94-1	28.16
8	3.00	ErgoTread	3,500	10.50	9.25	3.50	2-77TM-08302-44-1	28.16
10	2.00	T/R Polyurethane	1,500	12.50	9.30	3.50	2-57TM-10202-93-1	22.08
10	2.00	T/R-95 Polyurethane	1,500	12.50	9.30	3.50	2-57TM-10202-94-1	22.08
10	2.00	ErgoTread	1,500	12.50	9.30	3.50	2-57TM-10202-44-1	22.08
10	3.00	T/R Polyurethane	3,500	12.50	10.07	3.50	2-77TM-10302-93-1	32.75
10	3.00	T/R-95 Polyurethane	3,500	12.50	10.07	3.50	2-77TM-10302-94-1	32.75
10	3.00	ErgoTread	3,500	12.50	10.07	3.50	2-77TM-10302-44-1	32.75
12	3.00	T/R Polyurethane	3,500	15.50	10.93	3.50	2-77TM-12302-93-1	53.97
12	3.00	T/R-95 Polyurethane	3,500	15.50	10.93	3.50	2-77TM-12302-94-1	53.97
12	3.00	ErgoTread	3,500	15.50	10.93	3.50	2-77TM-12302-44-1	53.97

Capacity listed is for manual operation. For powered operations, consult factory.

Part Numbers listed are for the swivel casters. For rigid casters, change the last digit from 1 to 2 (i.e. 2-77TM-06302-44-2)

Estimated weight is for swivel caster. Deduct 20 percent of swivel caster weight for rigid casters.

All dimensions are in inches. All weights are in pounds.