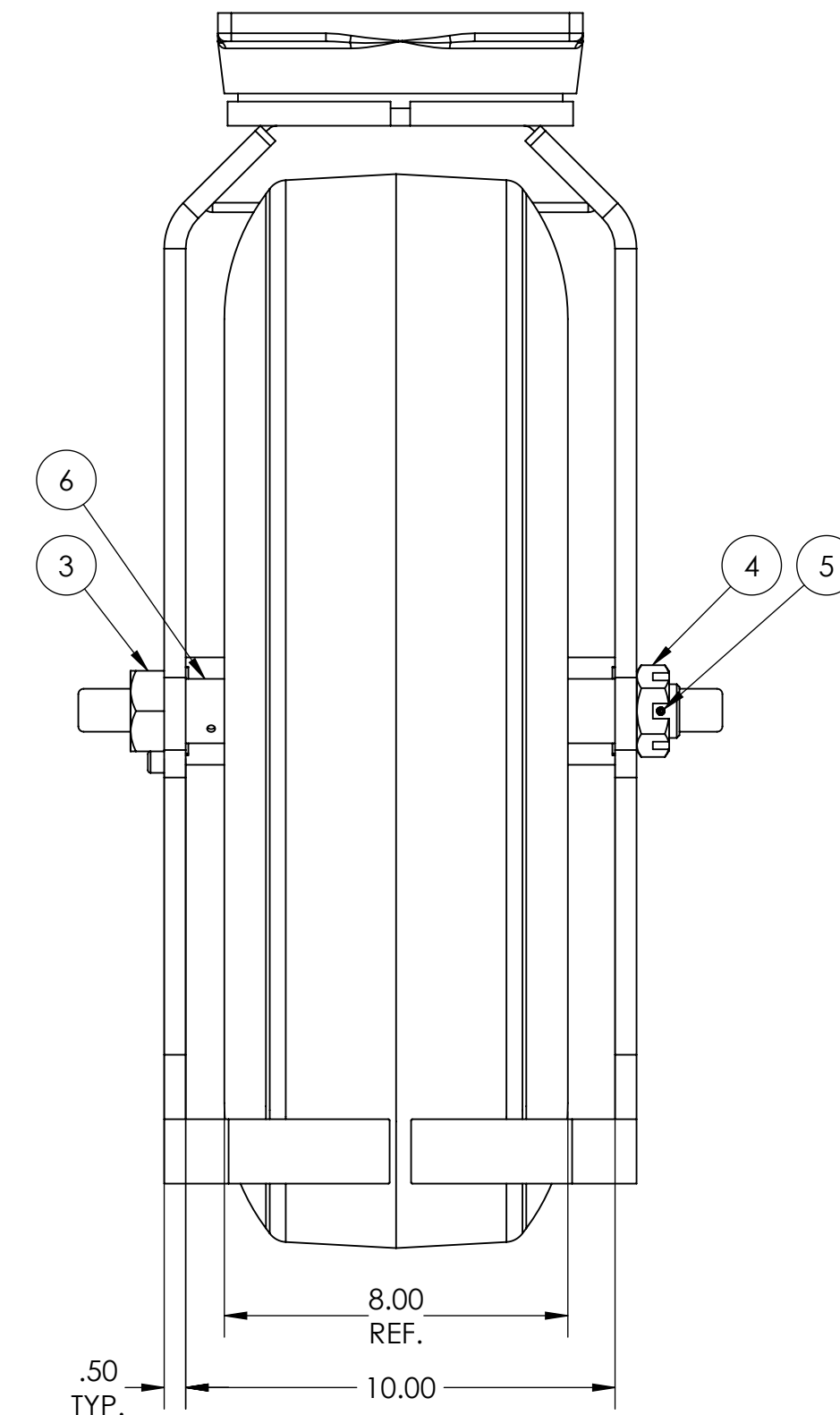
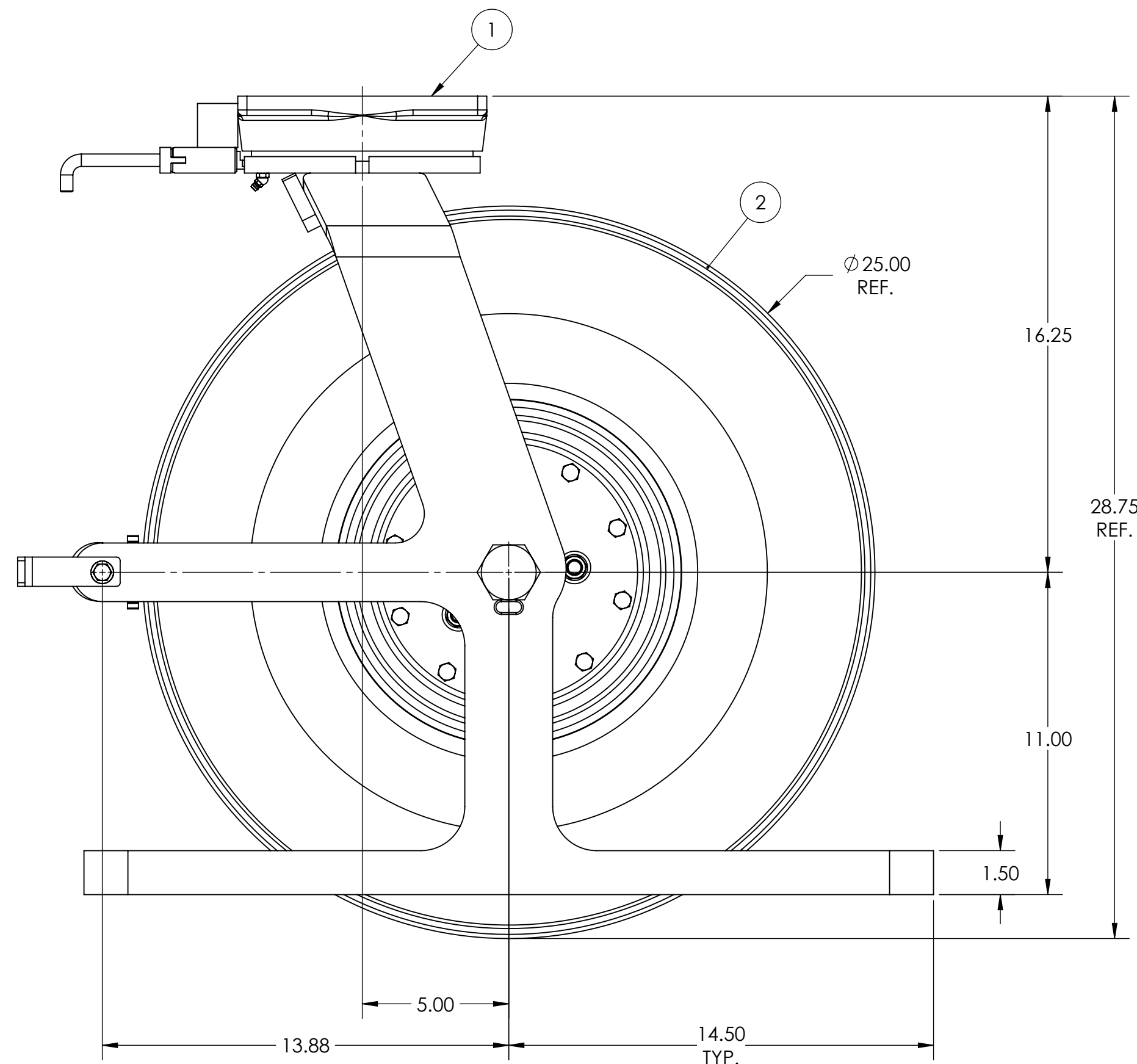
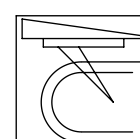


ITEM NO.	QTY.	PART/DRAWING NO.	DESCRIPTION	MATERIAL
1	1	91-25600-00-1HDLPTG	91 SER. 25.00 X 6.00 PNEU. SWL. RIG C/W HDL, PCB & TG	MISC.
2	1	25609-76-20	Ø25.00 PNEUMATIC WHEEL	MISC.
3	1	AX2019200	1-1/4-12 X 12 GRADE 5 HHCS	AISI 1038
4	1	SN201216	1-1/4 -12 SLOTTED JAM NUT ZINC PLATED	STEEL
5	1	KY032800	3/16 X 1-3/4 ROLL PIN	STEEL
6	2	SB202452	1-1/4 X 1-1/2 X 3-1/4 SPANNER	AISI 1020

NOTES:

1. CASTER IS RATED AS 3,630 LBS @ WALKING SPEEDS, INTERMITTENT USE.
2. ESTIMATED COF OF ROLLING RESISTANCE IS 5% OF LOAD TO START MOVING AND 2% OF LOAD TO MAINTAIN. (THIS IS FIGURING 2 SWIVEL AND 2 RIGID CASTERS ON SMOOTH, FLAT CONCRETE) APPLICATION AND FLOOR CONDITIONS WILL IMPACT THIS.
3. CASTER WEIGHT: 235.78LBS




CASTER CONCEPTS, INC.
 16000 E. MICHIGAN AVE.
 ALBION, MI 49224
 (517) 629-8838
 casterconcepts.com

WHERE USED:
 CHECKED BY: NEKIBUR R.

TOLERANCE SPECS.

FINISH SPECS.

MATERIAL SPECS.

UNLESS OTHERWISE SPECIFIED THE FOLLOWING TOLERANCES APPLY:
 .XX = $\pm .030$.XXX = $\pm .010$ X° = $\pm 1.0^\circ$
 PART TO BE FREE OF BURRS AND SHARP EDGES

GOLD POWDER COAT ON RIG

APPROVED BY:

DESCRIPTION: 91-25609-76-1HDLPTGSP

PART/DRAWING NO: SP18120101HDLPTG

DATE: 3/28/2019
 SCALE: 1:4 C-SIZE
 DRAWN BY: PRAVEEN K.

THIRD ANGLE



NOTICE: THIS DRAWING AND DESIGN INFORMATION CONTAINED HEREIN SHALL REMAIN THE SOLE PROPERTY OF CASTER CONCEPTS INC. IT IS SUBMITTED FOR USE IN REFERENCE ONLY AND SHALL NOT BE DUPLICATED OR GIVEN TO A THIRD PARTY WITHOUT THE WRITTEN CONSENT OF CASTER CONCEPTS INC. THIS DRAWING MUST BE RETURNED TO CASTER CONCEPTS INC. UPON REQUEST AT ANY TIME. ACCEPTANCE OF THIS DRAWING SHALL BE CONSTRUED AS AN AGREEMENT OF THESE TERMS.