



CASTER CONCEPTS

30 SERIES MEDIUM DUTY CASTERS 900 maximum capacity LBS

FEATURES

Swivel Section: Cold forged out of 1/4" steel, the swivel section includes high-strength double row ball bearings in smooth raceways.

Legs: 1/4" steel formed for strength

Kingpin: 5/8" diameter spin riveted kingpin

Axle: 1/2" diameter

Lubrication: Pre-lubricated before shipping

Wheels: 4" to 8" diameter wheels are available with straight roller bearings or ball bearings for ease in rolling.

Finish: Zinc plated for corrosion resistance



30-05201-60-1 shown

BENEFITS

The 30 Series is constructed of cold forged steel and is recommended for medium duty applications.

OPTIONS

Brakes

Cam: CB-30

Tread Lock: TLB-30

Swivel Locks:

Factory Installed: SL-30

Demountable: DSL-30

Sealed Wheels : WS

Toe Guard: TG-30

APPLICATIONS

Excellent for dollies, waste disposal trucks, warehouse trucks, proof or cooling racks, portable work benches, floor trucks, shop carts, drywall dollies, trailer frames, wire shelving units, tool boxes, laundry distribution carts, manual lifting devices, unitized dairy distribution carts and other medium duty applications.

CONTACT

For additional information on these casters, please contact your nearest representative:



Spindle rack for gear blanks. T/R compound soft polyurethane is floor protective and will not pick up machine shavings or debris.

BEYOND STANDARD






CASTER CONCEPTS

30 SERIES MEDIUM DUTY CASTERS

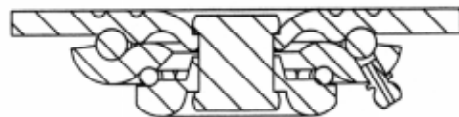
900 maximum capacity LBS

WHEEL			CAPACITY				PART NUMBER		
Dia.	Width	Material	Roller Bearing	Precision Ball	OAH	Swivel Lead	Straight Roller	Precision Ball	Wt.
4	1.5	Forged Steel	900	900	5.63	1.38	30-04101-20-1		6.0
4	2.0	Import Cast Iron	900	900	5.63	1.38	30-04201-14-1	30-04202-14-1	7.5
4	2.0	Phenolic Resin	700	700	5.63	1.38	30-04201-30-1		6.5
4	2.0	Polyurethane	750	750	5.63	1.38	30-04201-60-1		7.5
4	2.0	Soft Polyurethane	600	600	5.63	1.38	30-04201-66-1	30-04202-66-1	7.5
4	2.0	Solid Elastomer	650	650	5.63	1.38	30-04201-62-1	30-04202-62-1	7.5
4	2.0	Import Mold on Rubber	350	350	5.63	1.38	30-04201-74-1		7.5
4	2.0	Softtech	250	250	5.63	1.38	30-04201-72-1	30-04204-72-1*	7.5
5	2.0	Import Cast Iron	900	900	6.50	1.69	30-05201-14-1		8.0
5	2.0	Forged Steel	900	900	6.50	1.69	30-05201-20-1		8.0
5	2.0	Phenolic Resin	900	900	6.50	1.69	30-05201-30-1		7.0
5	2.0	Polyurethane	900	900	6.50	1.69	30-05201-60-1		9.0
5	2.0	Soft Poly	800	800	6.50	1.69	30-05201-61-1	30-05204-61-1	8.0
5	2.0	Solid Elastomer	800	800	6.50	1.69	30-05201-62-1	30-05202-62-1	7.0
5	2.0	Import Mold on Rubber	400	400	6.50	1.69	30-05201-74-1		8.0
5	2.0	Softtech	275	275	6.50	1.69	30-05201-72-1	30-05204-72-1*	8.0
6	2.0	Import Cast Iron	900	900	7.50	2.00	30-06201-14-1		10.0
6	2.0	Forged Steel	900	900	7.50	2.00	30-06201-20-1		10.0
6	2.0	Phenolic Resin	900	900	7.50	2.00	30-06201-30-1		8.0
6	2.0	Polyurethane	900	900	7.50	2.00	30-06201-60-1	30-06202-60-1	10.0
6	2.0	Soft Poly	900	900	7.50	2.00	30-06201-61-1	30-06202-61-1	9.0
6	2.0	Solid Elastomer	900	900	7.50	2.00	30-06201-62-1	30-06202-62-1	9.0
6	2.0	Import Mold on Rubber	425	425	7.50	2.00	30-06201-74-1		9.0
6	2.0	Softtech	450	450	7.50	2.00	30-06201-72-1	30-06204-72-1*	9.0
8	2.0	Import Cast Iron	900	900	9.50	2.38	30-08201-14-1		10.0
8	2.0	Phenolic Resin	900	900	9.50	2.38	30-08201-30-1		9.0
8	2.0	Polyurethane	900	900	9.50	2.38	30-08201-60-1	30-08202-60-1	10.0
8	2.0	Soft Poly	900	900	9.50	2.38	30-08201-61-1	30-08202-61-1	9.0
8	2.0	Solid Elastomer	900	900	9.50	2.38	30-08201-62-1	30-08202-62-1	9.0
8	2.0	Import Mold on Rubber	500	500	9.50	2.38	30-08201-74-1		10.0
8	2.0	Softtech	600	600	9.50	2.38	30-08201-72-1	30-08204-72-1*	10.0

Capacity listed is for manual operation. For powered operations, consult factory.
 Part numbers listed are for the swivel caster. For rigid casters, change the last digit from 1 to 2 (i.e. 30-06201-30-2)
 Estimated weight is for the swivel caster. Deduct 20% of swivel caster weight for rigid caster.
 * These casters have annular ball bearings.
 All dimensions are in inches. All weights are in pounds.

 Top Plate Size	 Bolt Hole Spacing	 Bolt Diameter
Standard: 4.0 x 4.5	2.625 x 3.625 Slotted to 3.0 x 3.0	0.375
OT 35: 5 x 5.5	4.12 x 5.12	0.375

30 Series Cross Sectional View



CASTER CONCEPTS WILL MODIFY ANY CASTER TO MEET CUSTOMER SPECIFICATIONS

Caster Concepts, Inc., 16000 E. Michigan Ave., Albion, MI 49224 (517) 629-8838 Facsimile (800) 800-0036 www.casterconcepts.com