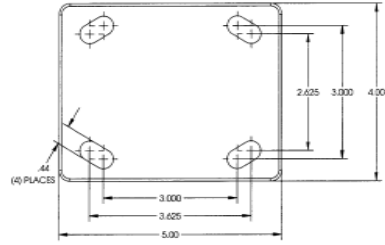
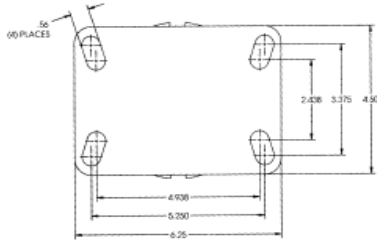


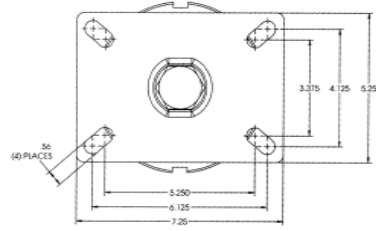
30, 32, 34 Series



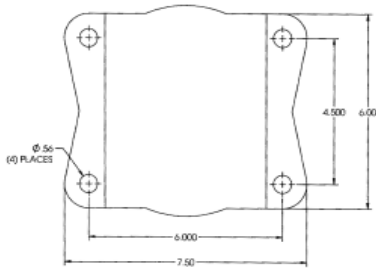
50, 51, 2-51, 52, 53, 54 Series



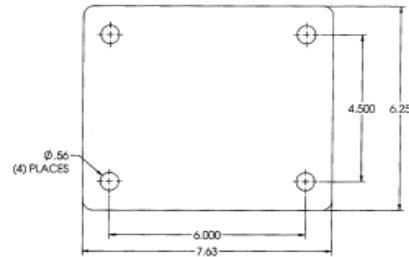
60, 61, 2-61, 62, 63, 64, 65, 66, 67, 68, 69 Series



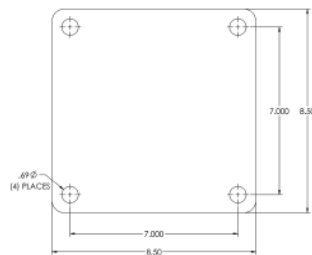
70, 71, 2-71, 72, 73, 74 Series



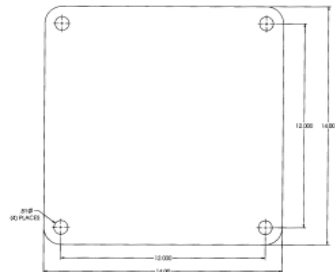
80, 82, 83, 84, 85, 86 Series



81, 2-81 Series



90, 91, 2-91, 92, 93, 94, 95, 96 Series



99, 2-99 Series

TOP PLATE THICKNESS

SERIES	SWIVEL	RIGID	SERIES	SWIVEL	RIGID
50	1/4"	3/8"	80	1/2"	1/2"
51	3/8"		81	1/2"	
57	5/16"	3/8"	85	1/2"	
60	0.3	3/8"	90	5/8"	5/8"
61	3/8"		91	5/8"	
65	0.3	3/8"	95	5/8"	3/8"
70	3/8"	3/8"	99	1"	1"
71	3/8"				

Note: all top plate dimensions are nominal. Some top plates are forged so it may vary.

CASTER CONCEPTS WILL MODIFY ANY CASTER TO MEET CUSTOMER SPECIFICATIONS